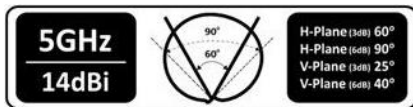


MBAP-RF1-SANFO-5M1506010

5GHz 14-15dBi Dual Polarization MIMO Sector Antenna Assembled IP69 Top case (without Wireless Motherboard)



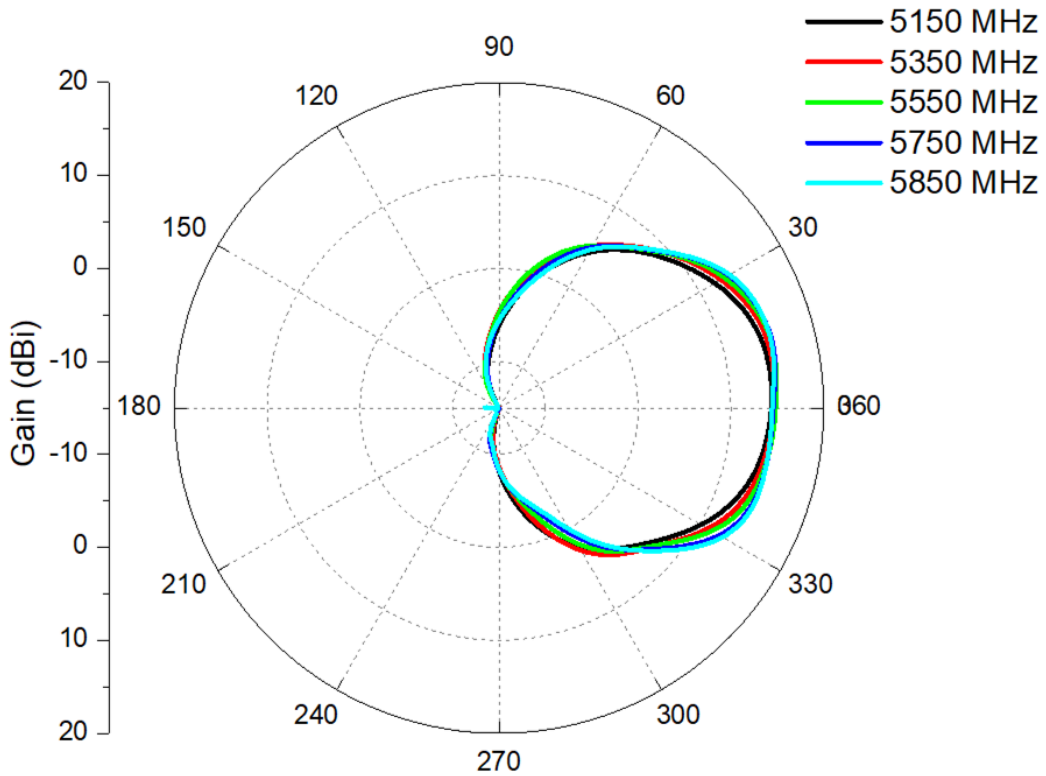
Electrical Specification	
Frequency	4900 - 6100MHz
Standard Frequency Antenna Gain	14 - 15dBi +/-0.5dBi
	■ 5150-5250MHz:14.5-14.7dBi
	■ 5250-5550MHz:14.6-15.2dBi
Special Frequency Antenna Gain	■ 5550-5850MHz:15.2-15.0dBi
	■ 4900-4950MHz:13.9-14.3dBi
	■ 5000-5100MHz:14.4-14.5dBi
	■ 5900-5950MHz:14.6-15.1dBi
	■ 6000-6100MHz:14.3-12.5dBi
VSWR	2.0 : 1 (Max.)
Polarizations (+-45 Dual Polarization)	+ -45°Vert. Polarization + -45°Hor. Polarization
Isolation	20 dB Typical
HPBW/H-Plane -3dB H-Plane	60°
HPBW/H-Plane -6dB H-Plane	80°
HPBW/H-Plane -9dB / -12dB V-Plane	100°/ 120°
HPBW/V-Plane -3dB V-Plane	10°
HPBW/V-Plane -6dB V-Plane	15°
HPBW/V-Plane -9dB / -12dB V-Plane	20°/ 25°
Front Back Ratio	30dB
Power handing	5W
Input Impedance	50 Ohm
Built in Conn / Cable Loss	MMCX Plug RG178 x 2 /1.2dB Max
Anti-lightning induction protection	DC Grounding

Mechanical Specification & Environment Characteristics	
Dimension	266 x 266 x 110 mm
Assembly PCBA Space	180 x 140 x Up-50mm / Down-25mm
Weight	1000g + 1500g = 2500g
Radome Color	White
Radome Material	PC, UV resistant, UL746C
Under Cover Shell ##	Aluminum Die-casting
Temperature	-40oC to 80 oC
Humidity	95% @ 55 oC
Survival Wind Speed / Scale	250Km/hr & 17Beaufort scale
Waterproof	IP69
Shell identification method	Black lettering is marked on the shell
Universal Stainless Mounting Kit* P/N:IOP-UHMK-VESA75-1 L x W x H :118 x 125 x 77mm Weight : 0.9Kg	<ul style="list-style-type: none"> ■ Wall Mount / Car Mount ■ Pole Mount (1" ~ 2.5") ■ Lamp Post (Belt Type) ■ Electric Pole (Belt Type)
* Support International VESA Standard Installation Size : 75 X 75 mm * Support General ODU Installation Size : 60 X 60 mm ~ 75 X 75mm * Support Triangle Fixing Point Fixed Way * Support Screw-tightening Method * Support + -40° Antenna Angle Adjustment Function	

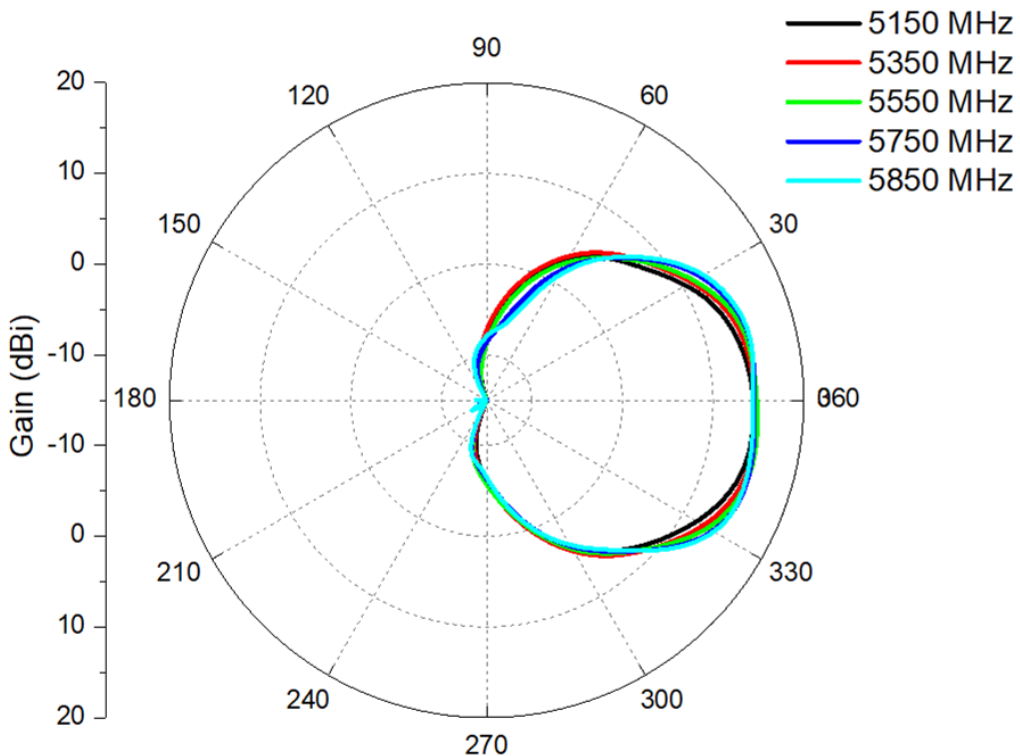
■ Radiation Pattern

@5150-5850MHz H-Polar

■ H-Plane +45° Horizontal Polarizations

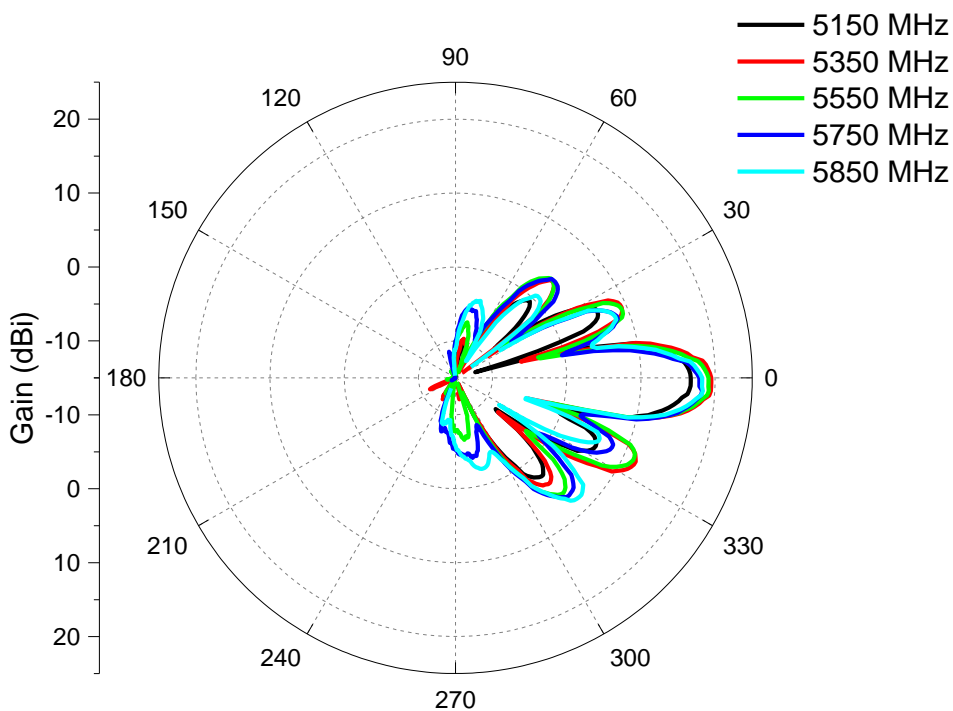


■ H-Plane -45° Horizontal Polarizations

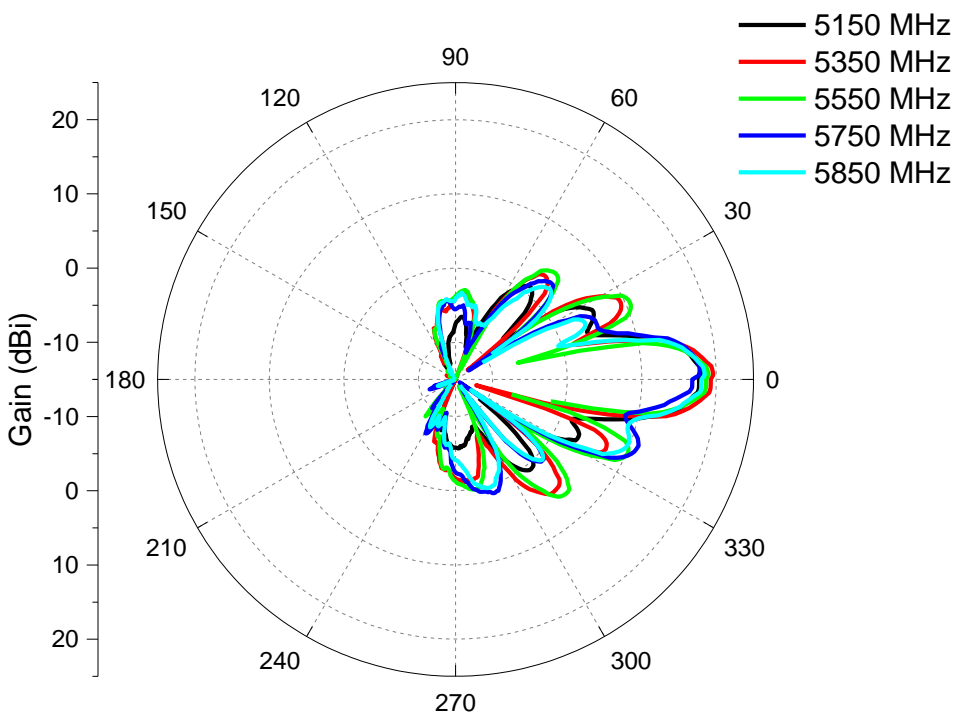


@5150-5850MHz V-Polar

■ V-Plane +45° Vertical Polarization

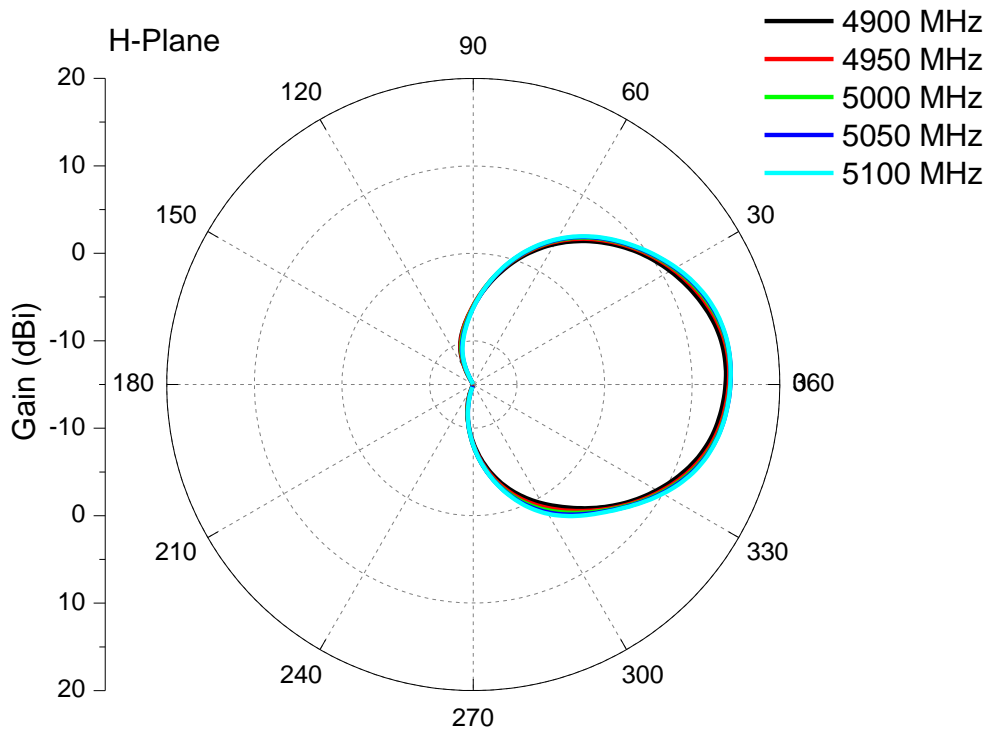


■ V-Plane -45° Vertical Polarization

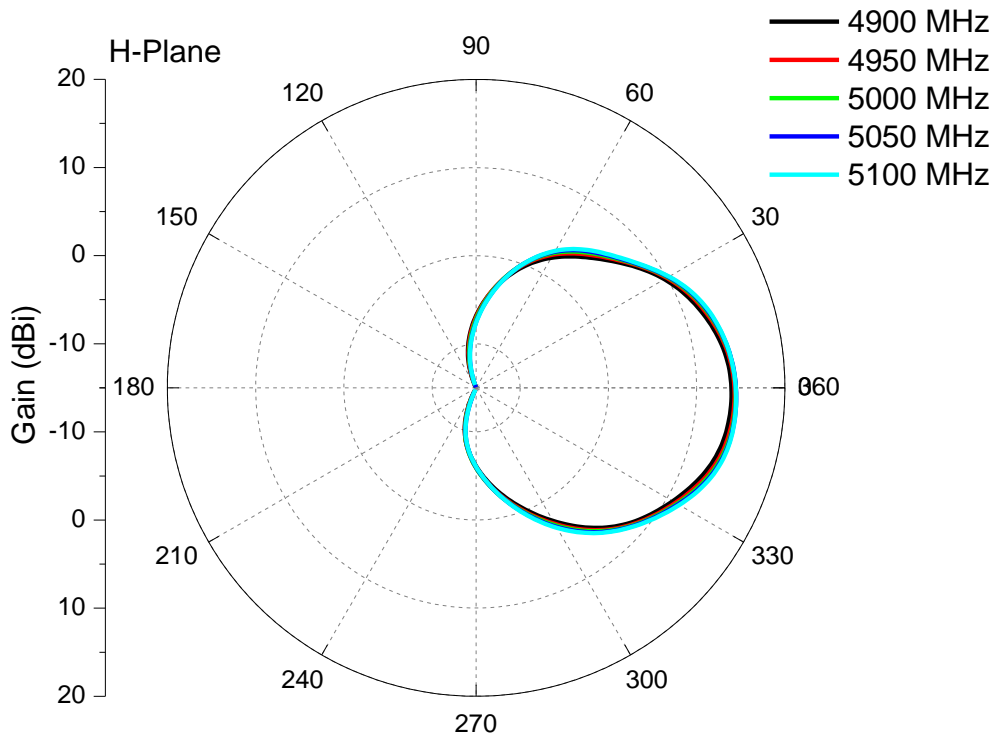


@4900-5100MHz H-Polar

■ H-Plane +45° Horizontal Polarizations

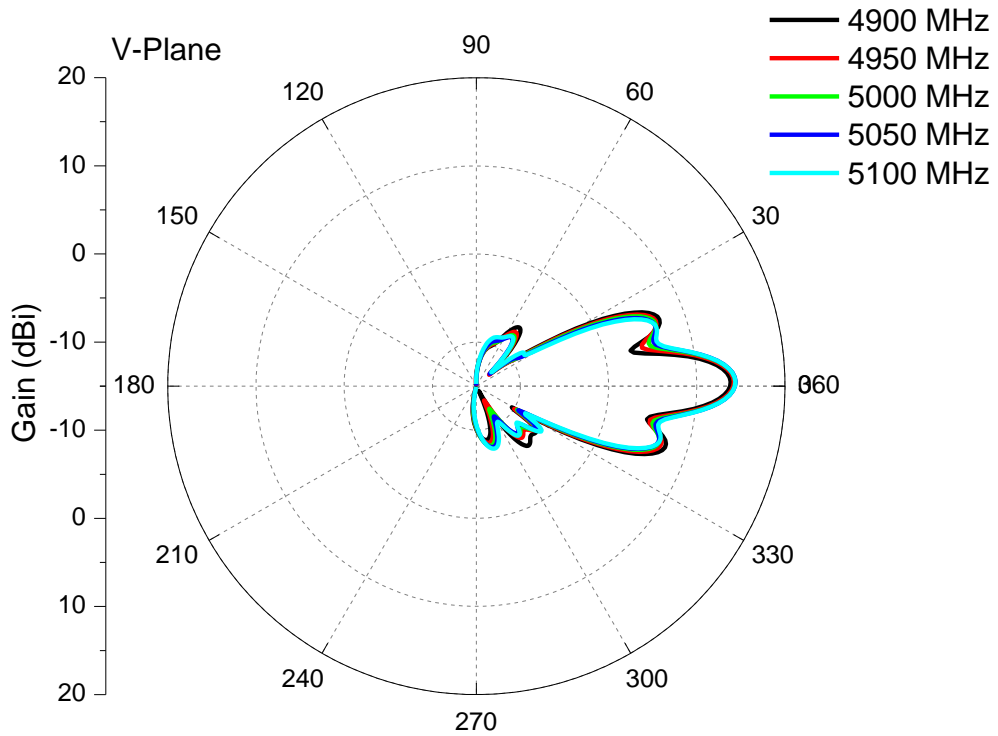


■ H-Plane -45° Horizontal Polarizations

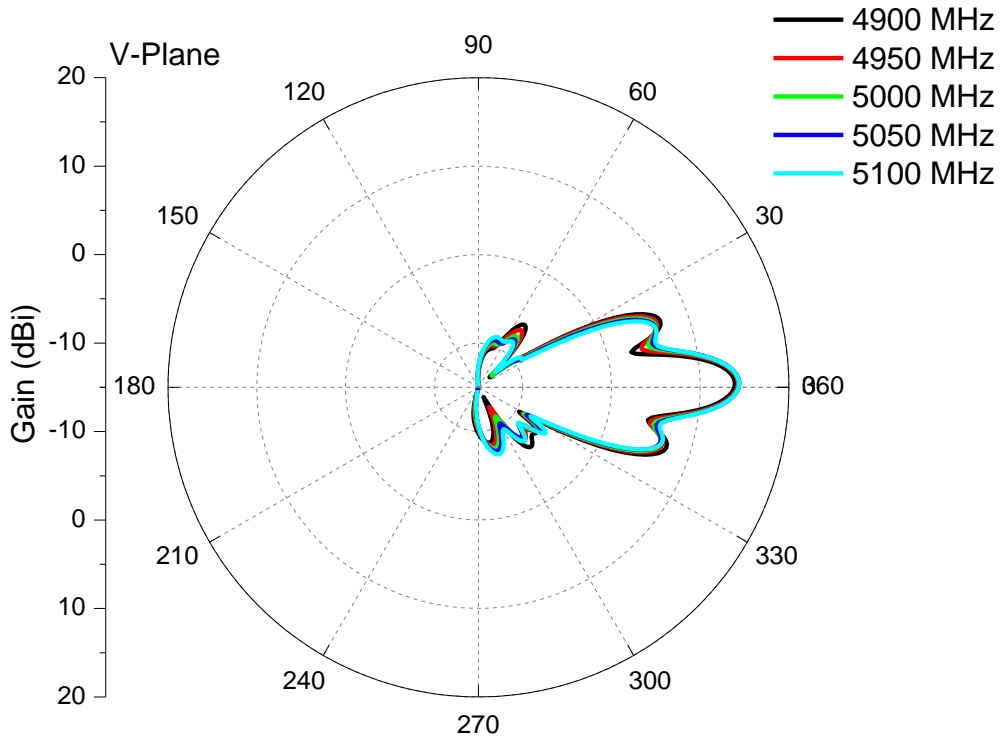


@4900-5100MHz V-Polar

■ V-Plane +45° Vertical Polarization

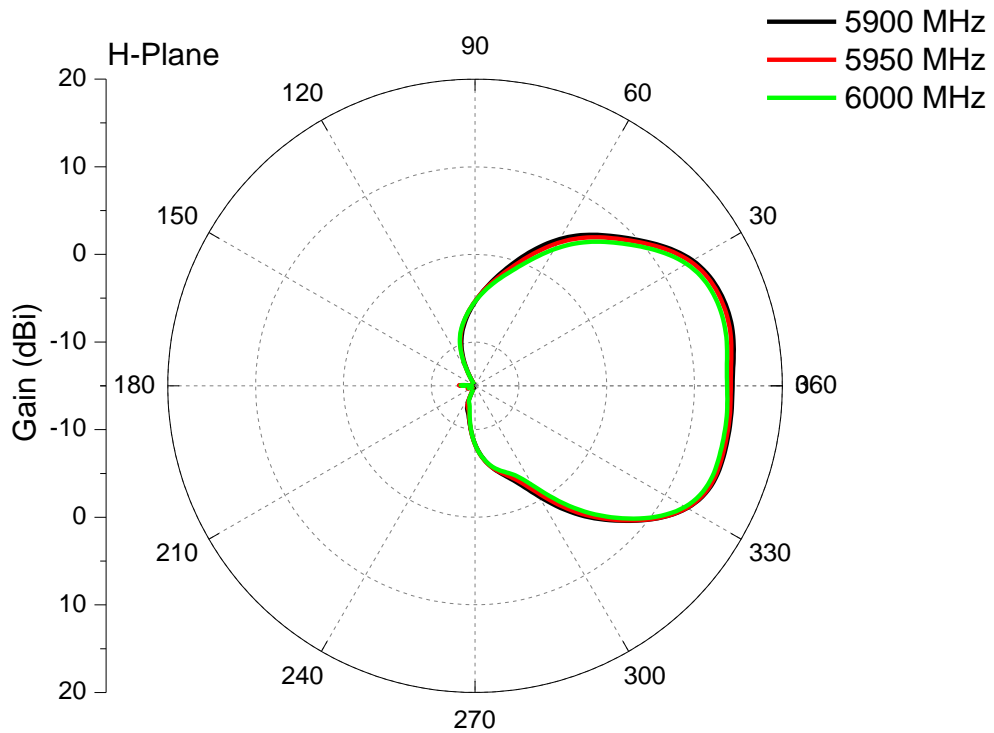


■ V-Plane -45° Vertical Polarization

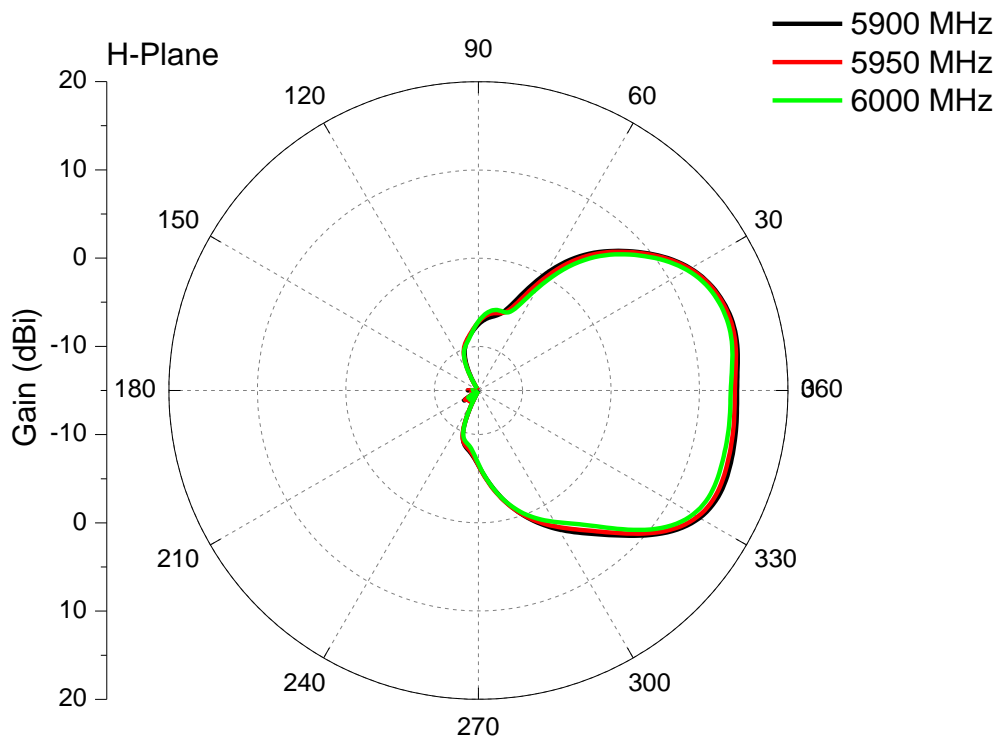


@5900-6000MHz H-Polar

■ H-Plane +45° Horizontal Polarizations

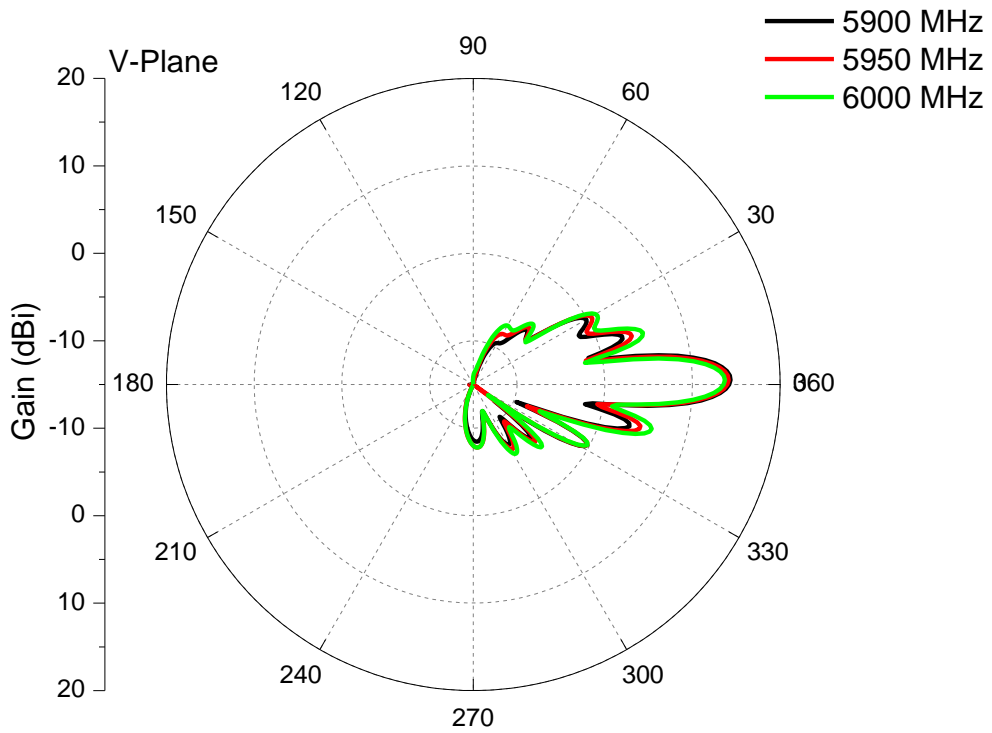


■ H-Plane -45° Horizontal Polarizations



@5900-6000MHz V-Polar

■ V-Plane +45° Vertical Polarization



■ V-Plane -45° Vertical Polarization

